

SHOP DRAWING GENERAL INFORMATION PAGE

CODES & STANDARDS

Building Code: 2012/2015 IRC, 2015 IBC
 ESR Report number: ESR-1662 August 2016
 3rd Party Inspection Agency: PFS Corporation, Madison WI
 Quality Assurance Manual: Superior Walls of America 2005 Edition
 Site Preparation Guide: Superior Walls Builder Guideline Booklet Rev. January 2016
 Fire Test Standards: ASTM E119 ANS/UL 1715

WALL MATERIALS

Concrete Compressive Strength: 5,000 PSI
 Water/Cement Ratio: < 0.40
 Reinforcing Steel: No. 4 and larger - 60,000 PSI
 No. 3 and smaller - 40,000 PSI
 Secondary Reinforcement: Polypropylene Fiber
 Embedded Wood Blocking: Preservatively Pressure Treated
 EPS Foam Insulation: Flame Spread: 20
 XPS Foam Insulation: Smoke Development: 240
 Flame Spread: 5
 Smoke Development: 165

Handwritten note: Pigment = "Portland City buff" exterior call color to match

SITEM WALL CONDITIONS

Frost Depth: 18 + Inches
 Assumed Soil Bearing Capacity: 1,500 PSF 2,000 PSF
 Seismic Category: B
 Basic Wind Speed: 115 mph
 Wall Loading: 7,500 Pounds/LF (uniform) Maximum
 Brickledge Loading: 2,900 Pounds/LF Maximum
 Crushed Stone Footing Depth: 6-8 Inches thick or more (see table in Builder Guideline Booklet)
 Crushed Stone Size: 3/8 Inch and smaller (cleaned)
 Backfill Material: 60 LB/CF Equivalent Fluid Pressure Max (see Builder Guideline Booklet for more information)
 Beam Pocket(s) & Point Load(s): 38,000 Pound Maximum - Data supplied by Customer/Builder (see plan for location and sizes)

GENERAL NOTES

- Jobsite shall be prepared by the builder in accordance with the Superior Walls of America Builder Guideline Booklet - Site Preparation and Framing Attachment Requirements (Rev. January 2016).
- Auxiliary drain pipe must be four (4) inch diameter perforated, covered with filter fabric and directed to a sump pit or daylight.
- Builder shall establish the elevation benchmark (if necessary)
- Builder shall insure proper site access for trucks and crane.

INSTALLATION NOTES

- Installation shall be supervised by a Superior Walls certified installer. Certification is obtained through Superior Walls of America, Ltd.
- Installation shall comply with Superior Walls of America's Installation Manual (Rev. July 2011).

DRAWING NOTES

- All measurements for brick, stone or support ledges are from Top Of Wall (T.O.W).
- Drawings are not to scale.

DAMP PROOFING

Superior Walls are recognized by the ICC-ES as an alternative method of providing foundation wall damp proofing. No additional damp proofing is required. (See ESR-1662 & ICC-ES Legacy Report 21-172)

PLEASE NOTE

To comply with building code requirements, the framing/decking connections at the top of the Superior Wall and floor slab at the bottom of the Superior Wall MUST be completed PRIOR to backfilling.

CUSTOMER RELEASE

The attached drawing was created from information and dimensions provided by the customer/builder. Superior Walls of Central Virginia, Inc. is not responsible for deviations from the Blue Print or information provided by the customer/builder.

I have reviewed the attached drawing & all of the dimensions and objects therein. I understand that the Superior Walls will be custom manufactured per this drawing specifically for my project. By signing below I am certifying that I have reviewed the attached drawing and all of the listed dimensions and I accept FULL RESPONSIBILITY for any and all measurements and information provided by me/my associates/my company.

CUSTOMER MUST SIGN & DATE BELOW

Mark Harrison 8/1/2018
 Customer/Builder Signature & Date

PROJECT:

Job Number: 18-4876
 Job Name: HARRISON 10' BASEMENT

BUILDER:

Company: MARK HARRISON
 Contact: MARK HARRISON
 Phone: 603-831-1829
 Cell:

MUNICIPALITY:

CAMPBELL County



10101 Superior Way
 Amelia, VA 23002
 804-561-9255
 804-561-5819 fax
 www.superiorwallsva.com

DRAWING DATA:

Job Number: 18-4876
 Sales Rep: JOHN COTTON
 Drawn By: C. LAYNE
 Date Created: 7-3-18
 Date Modified: 7-23-18
 Revision: 4
 Pages: 5



FOUNDATION DRAWING

1' WALLS - TOTAL LENGTH: 2'
 9'-4" WALLS - TOTAL LENGTH: 60'-10 1/4"
 10' WALLS - TOTAL LENGTH: 160'-3 1/2"

1/2" DIA. x 6" BOLTS FOR SILL PLATE

NO POINT LOADS OVER 6 KIPS
 INTEGRAL WALL COLOR - FORT CITY BUFF

#	DESCRIPTION	WIDTH	HEIGHT	FROM TOP OF WALL	FROM BOT OF WALL	MAX HDR CAPACITY
2	L.F. OF 1' KNEE WALL (10 1/4" THICK)	38" ✓	81 1/4" ✓	34 3/4" ✓	4" ✓	5500 PLF
2	BRICK LEDGE TOTALING 49'-3 1/2"	47 9/16" ✓	90 1/2" ✓	17 1/2" ✓	4" ✓	5500 PLF
31	FLOOR TIE	119 1/2" ✓	90 1/2" ✓	17 1/2" ✓	4" ✓	1260 PLF
17	2" PVC SLEEVE - 4.25" CL TO OUTSIDE FACE	85 3/8" ✓	90 1/2" ✓	13 1/2" ✓	16" ✓	2450 PLF
2	3" PVC SLEEVE - 4.25" CL TO OUTSIDE FACE	119" ✓	71" ✓	13 1/2" ✓	35 1/2" ✓	1270 PLF
4	LEDGER ASSEMBLY	82" ✓	65" ✓	13 1/2" ✓	41 1/2" ✓	2650 PLF
A	DOOR <i>inf</i>	47" ✓	65" ✓	13 1/2" ✓	41 1/2" ✓	5500 PLF
B	DOOR <i>ext</i>	47" ✓	65" ✓	25 1/2" ✓	29 1/2" ✓	5500 PLF
C	DOOR <i>garage</i>	12 1/4" ✓	108" ✓			
D	DOOR <i>public</i>	12 1/4" ✓	108 1/2" ✓			
E	WINDOW	8 1/4" ✓	28 1/4" ✓	6" ✓	0" ✓	
F	WINDOW					
G	WINDOW					
H	WINDOW					
I	CUTOUT					
J	CUTOUT					
K	BEAM POCKET					

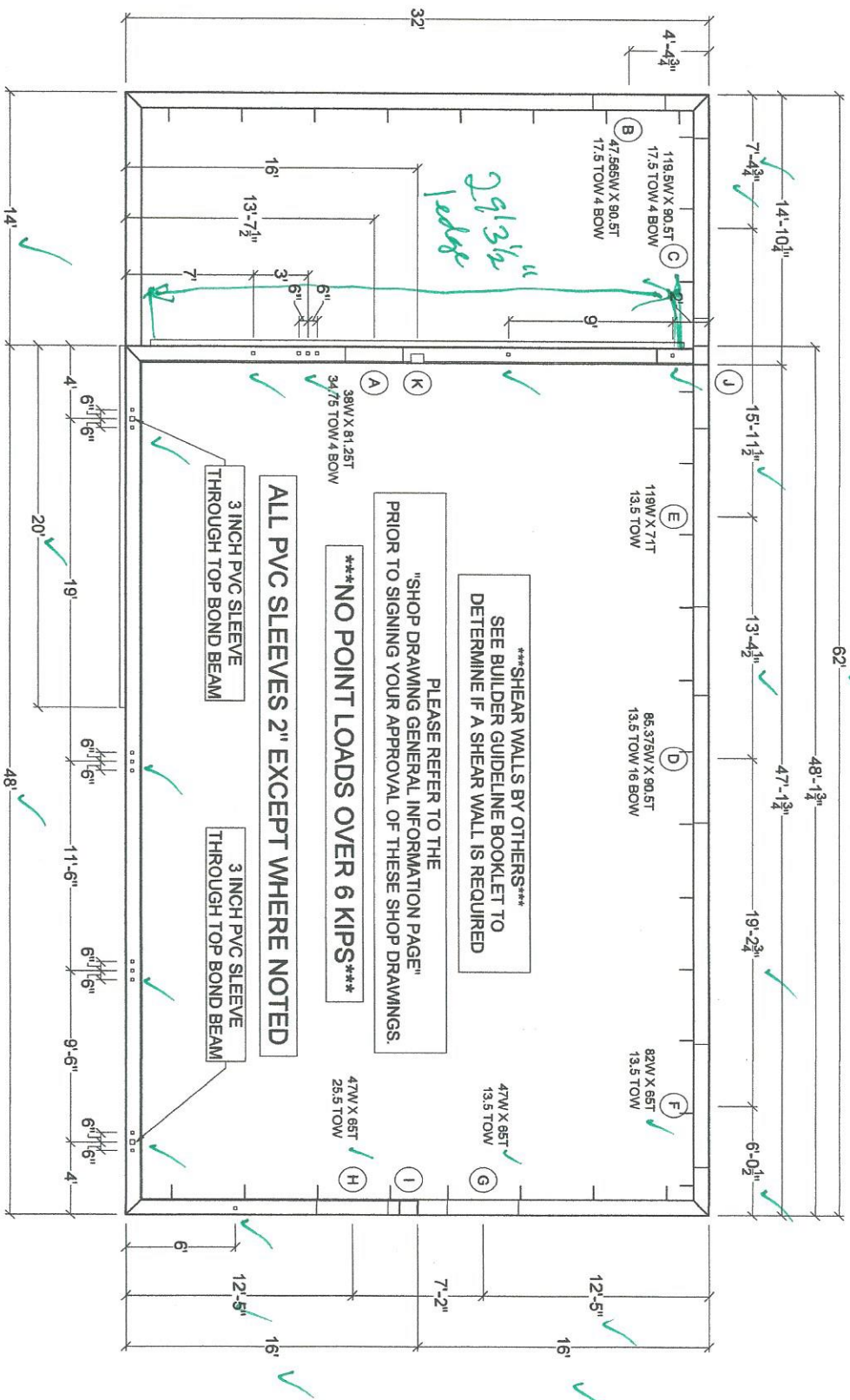
THESE DRAWINGS ARE APPROVED FOR FINAL PRODUCTION AS ILLUSTRATED AND NOT SUBJECT TO CHANGE.
 CUSTOMER SIGNATURE: Mark Harrison DATE: 8/6/2018

Superior Walls
 of Central Virginia
 10101 SUPERIOR WAY
 AMELIA, VA
 OFFICE: 866-350-9255
 FAX: 804-561-5819
 www.superiorwallsva.com

REV.	DATE	BY
1	07-03-18	CL
2	07-10-18	CL
3	07-20-18	CL
4	07-23-18	CL

PROJECT: 18-4876 HARRISON
 BUILDER: MARK HARRISON
 FILENAME: harrison4876

STATUS: ISSUED FOR APPROVAL
 SALESMAN: J. COTTON
 SHEET TITLE: SUMMARY
 SHEET NO. 1 OF 4



CUSTOMER SIGNATURE: Mark Harrison DATE: 8/6/2019

*** INTEGRAL WALL COLOR - PORT CITY BUFF ***

CRANE
60T

SHEET TITLE: PLAN
SALESMAN: J. COTTON
SHEET NO. 2 of 4

PROJECT: 18-4876 HARRISON
BUILDER: MARK HARRISON
FILENAME: harrison4876

18-4876 HARRISON
MARK HARRISON
harrison4876

REV.	DATE	BY
1	07-03-18	CL
2	07-10-18	CL
3	07-20-18	CL
4	07-23-18	CL

Superior Walls
of Central Virginia

10101 SUPERIOR WAY
AMELIA, VA

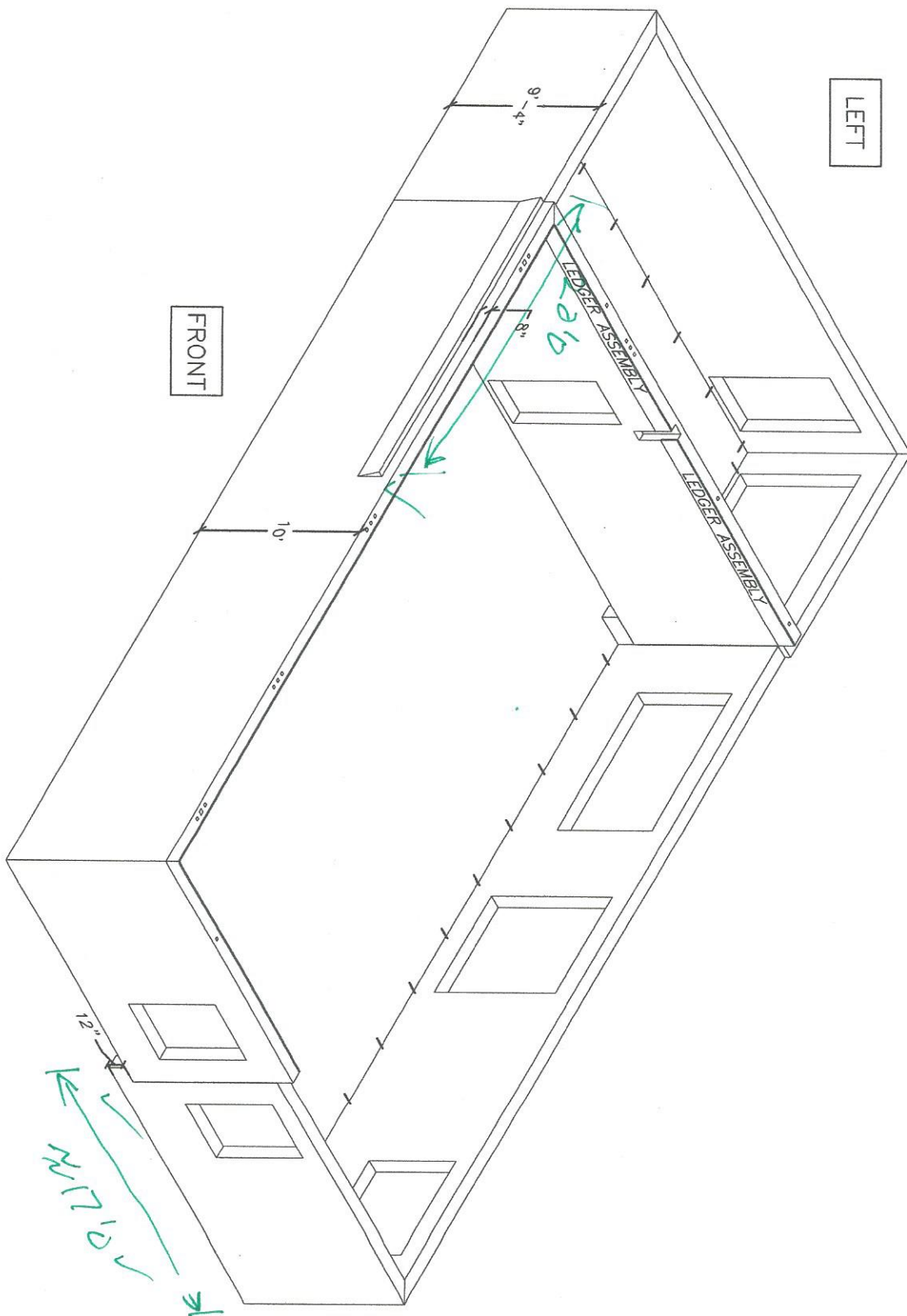
OFFICE: 866-350-9255
FAX: 804-561-5819
www.superiorwallsva.com

CUSTOMER SIGNATURE:

Mark Harrison

DATE:

8/6/2018



SHEET NO. 3 OF 4

SHEET TITLE:
ISOMETRIC 1

SALESMAN: J. COTTON

STATUS: ISSUED FOR
APPROVAL

PROJECT: 18-4876 HARRISON
 BUILDER: MARK HARRISON
 FILENAME: harrison4876

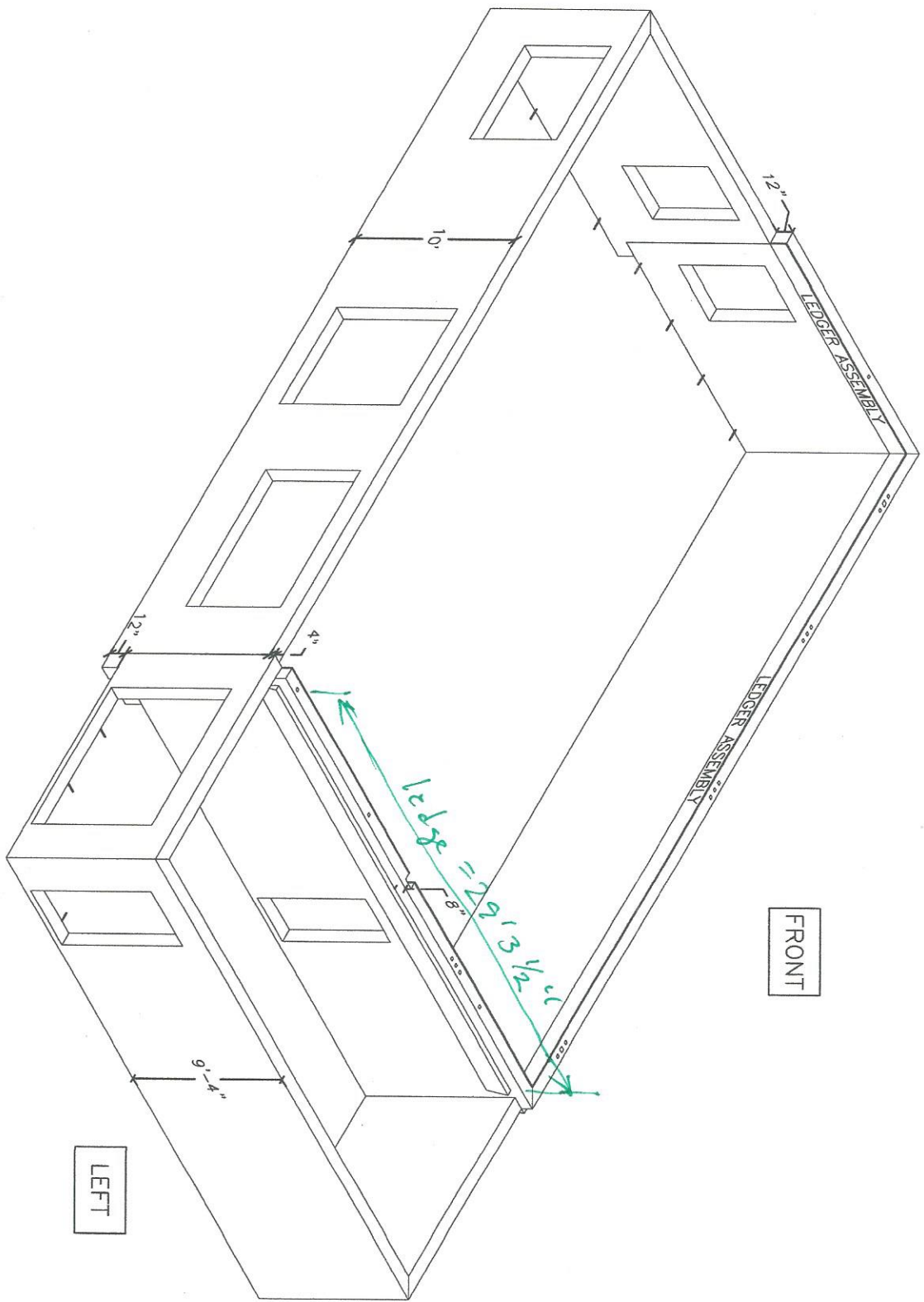
REV.	DATE	BY
1	07-03-18	CL
2	07-10-18	CL
3	07-20-18	CL
4	07-23-18	CL

Superior Walls
of Central Virginia

10101 SUPERIOR WAY
AMELIA, VA

OFFICE: 866-350-9255
FAX: 804-561-5819
www.superiorwallsva.com

CUSTOMER SIGNATURE: Mark Harrison DATE: 8/6/2018



FRONT

LEFT

SHEET TITLE:
ISOMETRIC 2

SALESMAN: J. COTTON

SHEET NO. 4 of 4

STATUS:
ISSUED FOR
APPROVAL

PROJECT: 18-4876 HARRISON

BUILDER: MARK HARRISON

FILENAME: harrison4876

REV.	DATE	BY
1	07-03-18	CL
2	07-10-18	CL
3	07-20-18	CL
4	07-23-18	CL

Superior Walls
of Central Virginia

10101 SUPERIOR WAY
AMELIA, VA

OFFICE: 866-350-9255
FAX: 804-561-5819
www.superiorwallsva.com