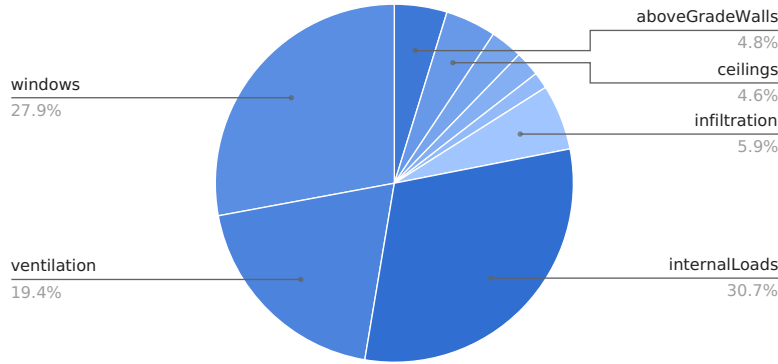


ST. LOUIS, LAMBERT IAP, MO

Summer Outdoor F:	93	Summer Indoor F:	75	Design Grains:	46	Daily Range:	Medium
Winter Outdoor F:	10	Winter Indoor F:	70	Cooling RH:	50%	Elevation (Ft):	709

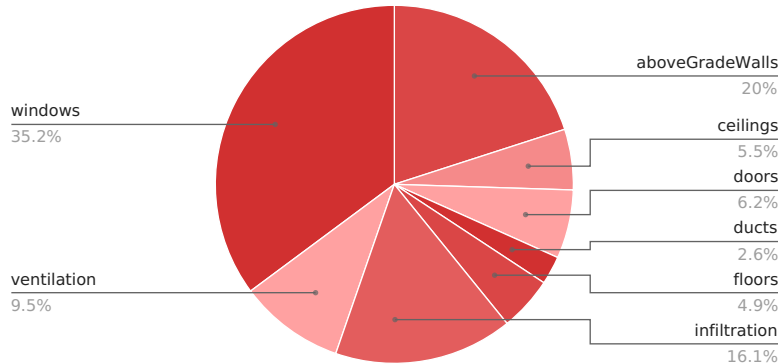
LOAD CALCULATION TOTALS

Heating BTU:	12193	Cooling BTU:	13356	SHR:	0.770	CFM:	425
--------------	-------	--------------	-------	------	-------	------	-----



Cooling Loads

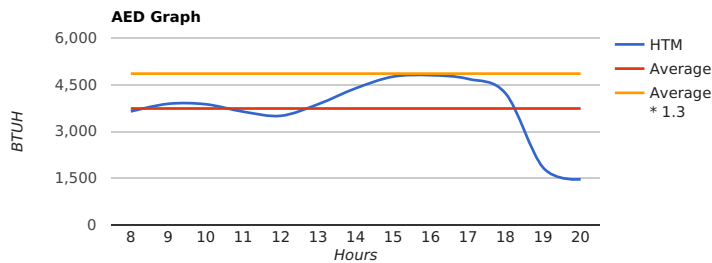
Name	Area	Sensible	Latent
AEDExcursion	0.00	0.00	0.00
aboveGradeWalls	581.50	635.00	0.00
belowGradeWalls	0.00	0.00	0.00
blowerMotor	0.00	0.00	0.00
ceilings	618.00	611.82	0.00
doors	45.00	390.60	0.00
ducts	0.00	264.87	37.00
floors	90.00	199.13	0.00
infiltration	0.00	306.19	483.72
internalLoads	0.00	2944.00	1158.25
skylights	0.00	0.00	0.00
ventilation	0.00	1220.16	1376.86
windows	198.50	3728.17	0.00
winterHumidification	0.00	0.00	0.00
Totals	-	10299.93	3055.83



Heating Loads

Name	Area	Heat Loss
AEDExcursion	0.00	0.00
aboveGradeWalls	581.50	2442.30
belowGradeWalls	0.00	0.00
blowerMotor	0.00	0.00
ceilings	618.00	667.44
doors	45.00	756.00
ducts	0.00	311.95
floors	90.00	597.37
infiltration	0.00	1968.38
internalLoads	0.00	0.00
skylights	0.00	0.00
ventilation	0.00	1162.06
windows	198.50	4287.60
winterHumidification	0.00	0.00
Totals	-	12193.11

AED Graph



Approved ACCA MJ8 Calculations

Calculations are based on the ACCA Manual J 8th Edition and are approved by ACCA. All computed calculations are estimates on building use, weather data, and inputted values such as R-Values, window types, duct loss, etc. Equipment selections should meet both the latent and sensible gain as well as building heat loss. See Cool Calc Manual S Report for equipment sizing verification.

COMPONENT LOADS

Above Grade Walls

Construction Nr.	Exposure	Area	Heating HTM	Cooling HTM	Heating BTU	Sensible BTU	Latent BTU
13D-5oc m	N	-33.00	4.20	1.09	-138.60	-36.04	0.00
13D-5oc m	W	12.50	4.20	1.09	52.50	13.65	0.00
13D-5oc m	W	63.50	4.20	1.09	266.70	69.34	0.00
13D-5oc m	N	28.50	4.20	1.09	119.70	31.12	0.00
13D-5oc m	W	85.50	4.20	1.09	359.10	93.37	0.00
13D-5oc m	E	100.00	4.20	1.09	420.00	109.20	0.00
13D-5oc m	N	155.50	4.20	1.09	653.10	169.81	0.00
13D-5oc m	E	169.00	4.20	1.09	709.80	184.55	0.00

Below Grade Walls

(none)

Blower Motor

(none)

Ceilings

Construction Nr.	Area	Heating HTM	Cooling HTM	Heating BTU	Sensible BTU	Latent BTU
16BR-56	99.00	1.08	0.99	106.92	98.01	0.00
16BR-56	99.00	1.08	0.99	106.92	98.01	0.00
16BR-56	195.00	1.08	0.99	210.60	193.05	0.00
16BR-56	225.00	1.08	0.99	243.00	222.75	0.00

Doors

Construction Nr.	Exposure	Area	Heating HTM	Cooling HTM	Heating BTU	Sensible BTU	Latent BTU
11	N	27.00	16.80	8.68	453.60	234.36	0.00
11	N	18.00	16.80	8.68	302.40	156.24	0.00

Ducts

EHLF	ESGF	ELG	Heating BTU	Sensible BTU	Latent BTU
0.03	0.03	37.00	0.00	0.00	0.00

Floors

Construction Nr.	Area	Heating HTM	Heating BTU	Sensible BTU	Latent BTU
19A-0cp	90.00	6.64	597.37	199.13	0.00

Infiltration

NCFM Heating	NCFM Cooling	Heating BTU	Sensible BTU	Latent BTU
30.49	15.81	1968.38	306.19	483.72

Internal Loads

Heating BTU	Sensible BTU	Latent BTU
0.00	0.00	0.00
0.00	0.00	0.00
0.00	230.00	200.00
0.00	0.00	0.00
0.00	0.00	0.00
0.00	1024.00	358.25
0.00	1000.00	0.00
0.00	690.00	600.00

Ventilation

VCFM	Heating BTU	Sensible BTU	Latent BTU
45.00	1162.06	1220.16	1376.86

Windows

Construction Nr.	Exposure	Area	Heating HTM	Heating BTU	Sensible BTU Avg.	Sensible BTU Peak	Latent BTU
3C	W	17.50	21.60	378.00	527.93	1100.78	0.00
3C	W	17.50	21.60	378.00	527.93	1100.78	0.00

Construction Nr.	Exposure	Area	Heating HTM	Heating BTU	Sensible BTU Avg.	Sensible BTU Peak	Latent BTU
3C	N	76.00	21.60	1641.60	954.55	1175.32	0.00
3C	E	35.00	21.60	756.00	985.09	2083.28	0.00
3C	N	52.50	21.60	1134.00	732.66	902.11	0.00

Winter Humidification

(none)

ROOM LOADS

Room Name	Heating	Sensible	Latent	Cooling	CFM
2nd Floor Entry	1796.28	1558.71	24.63	1583.33	78.00
2nd Floor Dining Room	972.38	1161.61	47.49	1209.10	58.00
2nd Floor Front Bedroom	2758.66	1521.96	311.40	1833.36	69.00
2nd Floor Kitchen	1758.43	4265.11	437.40	4702.52	215.00
2nd Floor Living Room & Front Corridor	3745.31	2203.98	821.05	3025.02	91.00