





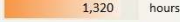
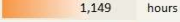
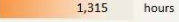
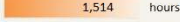
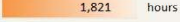

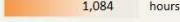

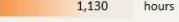











2018 - 2019 Heating Season		2017 - 2018 Heating Season		2016 - 2017 Heating Season	
Average Daily Temperature (01 October — 31 May)	2.2 °C	Average Daily Temperature (01 October — 31 May)	4.2 °C	Average Daily Temperature (01 October — 31 May)	3.5 °C
<i>Maximum</i>	22.1 °C	<i>Maximum</i>	28.4 °C	<i>Maximum</i>	31.4 °C
<i>Minimum</i>	-15.7 °C	<i>Minimum</i>	-15.3 °C	<i>Minimum</i>	-18.0 °C
Total Space Heating Demand (01 October — 31 May)	20,404.6 kWh	Total Space Heating Demand (01 October — 31 May)	19,235.7 kWh	Total Space Heating Demand (01 October — 31 May)	18,566.7 kWh
<i>Daily Maximum</i>	160.4 kWh	<i>Daily Maximum</i>	169.3 kWh	<i>Daily Maximum</i>	165.1 kWh
<i>Daily Minimum</i>	0.0 kWh	<i>Daily Minimum</i>	0.0 kWh	<i>Daily Minimum</i>	0.0 kWh
<i>Heating Degree Days (Base 18°C)</i>	3,843.2 °C	<i>Heating Degree Days (Base 18°C)</i>	3,358.0 °C	<i>Heating Degree Days (Base 18°C)</i>	3,529.3 °C
<i>Temperature Above 15°C</i>	 169 hours	<i>Temperature Above 15°C</i>	 530 hours	<i>Temperature Above 15°C</i>	 296 hours
<i>Between 10°C and 15°C</i>	 679 hours	<i>Between 10°C and 15°C</i>	 786 hours	<i>Between 10°C and 15°C</i>	 804 hours
<i>Between 5°C and 10°C</i>	 1,320 hours	<i>Between 5°C and 10°C</i>	 1,149 hours	<i>Between 5°C and 10°C</i>	 1,315 hours
<i>Between 0°C and 5°C</i>	 1,514 hours	<i>Between 0°C and 5°C</i>	 1,821 hours	<i>Between 0°C and 5°C</i>	 1,638 hours
<i>Between -5°C and 0°C</i>	 1,084 hours	<i>Between -5°C and 0°C</i>	 932 hours	<i>Between -5°C and 0°C</i>	 1,130 hours
<i>Between -10°C and -5°C</i>	 837 hours	<i>Between -10°C and -5°C</i>	 413 hours	<i>Between -10°C and -5°C</i>	 449 hours
<i>Between -15°C and -10°C</i>	 226 hours	<i>Between -15°C and -10°C</i>	 199 hours	<i>Between -15°C and -10°C</i>	 165 hours
<i>Hours Below -15°C</i>	 3 hours	<i>Hours Below -15°C</i>	 2 hours	<i>Hours Below -15°C</i>	 35 hours
Average Daily Consumption (01 October — 31 May)	32.2 kWh	Average Daily Consumption (01 October — 31 May)	29.2 kWh	Average Daily Consumption (01 October — 31 May)	30.6 kWh
<i>Heat Pump Water Heater</i>	1.3 kWh	<i>Heat Pump Water Heater</i>	1.3 kWh	<i>Heat Pump Water Heater</i>	1.5 kWh
<i>Upper Heat Pump</i>	13.1 kWh	<i>Upper Heat Pump</i>	11.1 kWh	<i>Upper Heat Pump</i>	11.8 kWh
<i>Lower Heat Pump</i>	11.4 kWh	<i>Lower Heat Pump</i>	10.1 kWh	<i>Lower Heat Pump</i>	9.5 kWh
<i>Combined Heat Pumps</i>	24.4 kWh	<i>Combined Heat Pumps</i>	21.2 kWh	<i>Combined Heat Pumps</i>	21.3 kWh
<i>All Other Loads</i>	6.5 kWh	<i>All Other Loads</i>	6.8 kWh	<i>All Other Loads</i>	7.8 kWh
<i>Fuel Oil Use</i>	0.8 litres	<i>Fuel Oil Use</i>	0.8 litres	<i>Fuel Oil Use</i>	0.7 litres
Total Household Consumption (243 days)	7,820.7 kWh	Total Household Consumption (243 days)	7,099.1 kWh	Total Household Consumption (243 days)	7,444.3 kWh
<i>Heat Pump Water Heater</i>	308.4 kWh	<i>Heat Pump Water Heater</i>	304.5 kWh	<i>Heat Pump Water Heater</i>	362.2 kWh
<i>Upper Heat Pump</i>	3,177.5 kWh	<i>Upper Heat Pump</i>	2,695.2 kWh	<i>Upper Heat Pump</i>	2,866.2 kWh
<i>Lower Heat Pump</i>	2,760.7 kWh	<i>Lower Heat Pump</i>	2,444.8 kWh	<i>Lower Heat Pump</i>	2,308.9 kWh
<i>Combined Heat Pumps</i>	5,938.2 kWh	<i>Combined Heat Pumps</i>	5,140.0 kWh	<i>Combined Heat Pumps</i>	5,175.1 kWh
<i>All Other Loads</i>	1,574.1 kWh	<i>All Other Loads</i>	1,654.5 kWh	<i>All Other Loads</i>	1,906.9 kWh
<i>Fuel Oil Use</i>	195.8 litres	<i>Fuel Oil Use</i>	203.0 litres	<i>Fuel Oil Use</i>	161.0 litres
Space Heating Costs (2018 - 2019)		Space Heating Costs (2017 - 2018)		Space Heating Costs (2016 - 2017)	
<i>Heat Pumps (5,938.2 kWh at \$0.15603/kWh)</i>	\$ 926.53	<i>Heat Pumps (5,140.0 kWh at \$0.15331/kWh)</i>	\$ 788.02	<i>Heat Pumps (5,175.1 kWh at \$0.15063/kWh)</i>	\$ 779.53
<i>Fuel Oil (195.8 litres at \$0.879/litre)</i>	\$ 172.12	<i>Fuel Oil (203.0 litres at \$0.689/litre)</i>	\$ 139.88	<i>Fuel Oil (161.0 litres at \$0.689/litre)</i>	\$ 110.93
<i>Combined Operating Cost</i>	\$ 1,098.65	<i>Combined Operating Cost</i>	\$ 927.90	<i>Combined Operating Cost</i>	\$ 890.45