

## Project Information

Project #: 1  
Name: Post Office Road  
Location: Waitsfield

Notes:

## Outdoor Conditions

Location: Morrisville-Stowe State AP, Vermont  
Elevation: 732'  
Latitude: 44.53  
Heating: -8.0 °F  
Cooling: 82.4 °F  
Daily Range: Medium  
Wet Bulb: 68.6 °F

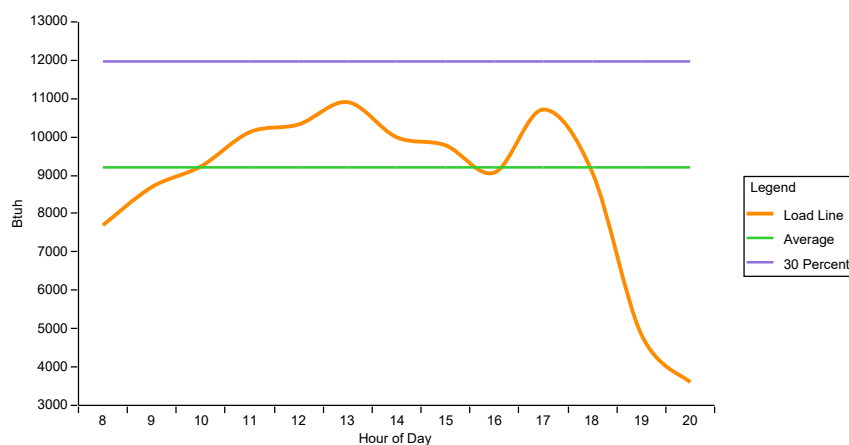
## Indoor Conditions

Room Temp: 65 - 68 °F  
Design Temp: 76.0 °F  
Diff: 7.4 °F  
Humidity: 35  
Moisture Diff (Grains): 19.1

## Floorplan/Levels

Basement: 993 ft<sup>2</sup>  
Main Floor: 1,336 ft<sup>2</sup>  
Second Floor: 807 ft<sup>2</sup>  
Total Heated Area: 3,136 ft<sup>2</sup>  
Total Cooled Area: 3,106 ft<sup>2</sup>

Fenestration Load vs Hour of Day (Summer)

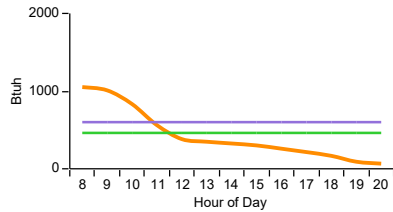


Average Load: 9,206 Btu/hr  
Excursion Limit: 11,968 Btu/hr

Peak Load: 10,907 Btu/hr  
AED Load: 0 Btu/hr

## Cooling Rooms

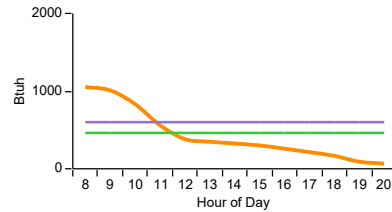
Gym (Summer)



Average Load: 462 Btu/hr  
Excursion Limit: 601 Btu/hr

Peak Load: 1,052 Btu/hr  
AED Load: 451 Btu/hr

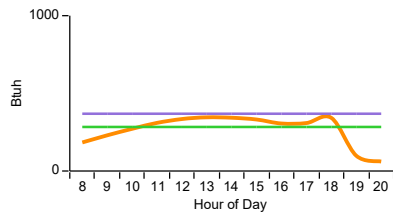
Emma's Office (Summer)



Average Load: 462 Btu/hr  
Excursion Limit: 601 Btu/hr

Peak Load: 1,052 Btu/hr  
AED Load: 451 Btu/hr

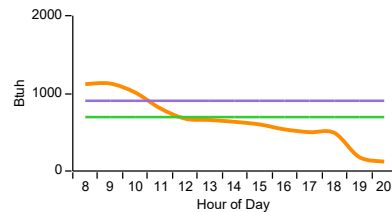
Den (Summer)



Average Load: 284 Btu/hr  
Excursion Limit: 369 Btu/hr

Peak Load: 346 Btu/hr  
AED Load: 0 Btu/hr

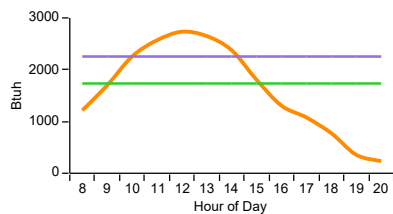
Room 5 (Summer)



Average Load: 695 Btu/hr  
Excursion Limit: 904 Btu/hr

Peak Load: 1,127 Btu/hr  
AED Load: 223 Btu/hr

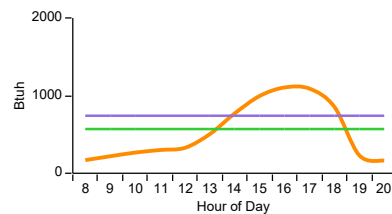
Master Bedroom (October)



Average Load: 1,735 Btu/hr  
Excursion Limit: 2,255 Btu/hr

Peak Load: 2,734 Btu/hr  
AED Load: 479 Btu/hr

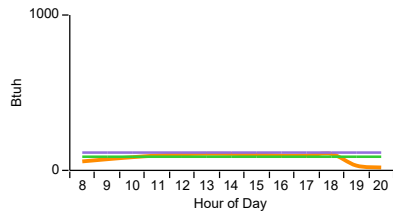
Laundry Room (Summer)



Average Load: 570 Btu/hr  
Excursion Limit: 741 Btu/hr

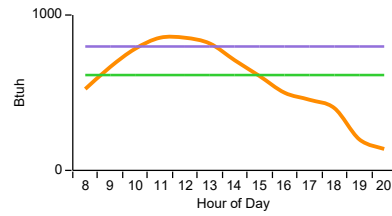
Peak Load: 1,105 Btu/hr  
AED Load: 364 Btu/hr

Powder Room (Summer)



Average Load: 88 Btu/hr  
Excursion Limit: 115 Btu/hr

Master Bathroom (Summer)

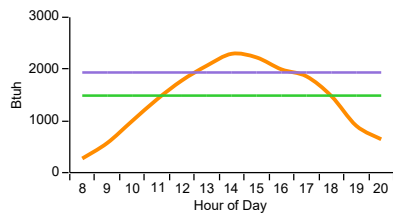


Peak Load: 107 Btu/hr  
AED Load: 0 Btu/hr

Average Load: 614 Btu/hr  
Excursion Limit: 798 Btu/hr

Peak Load: 854 Btu/hr  
AED Load: 56 Btu/hr

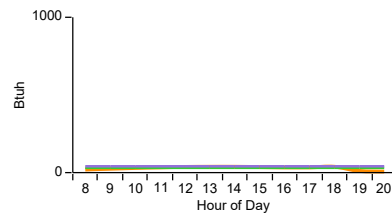
Dining Room (October)



Average Load: 1,489 Btu/hr  
Excursion Limit: 1,935 Btu/hr

Peak Load: 2,296 Btu/hr  
AED Load: 361 Btu/hr

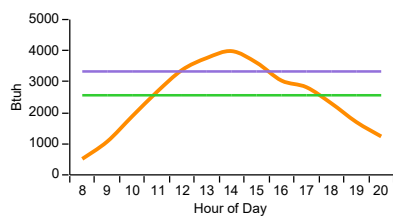
Foyer (Summer)



Average Load: 31 Btu/hr  
Excursion Limit: 41 Btu/hr

Peak Load: 38 Btu/hr  
AED Load: 0 Btu/hr

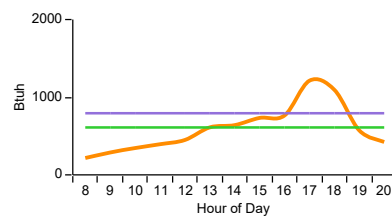
Living Room (October)



Average Load: 2,562 Btu/hr  
Excursion Limit: 3,330 Btu/hr

Peak Load: 3,984 Btu/hr  
AED Load: 654 Btu/hr

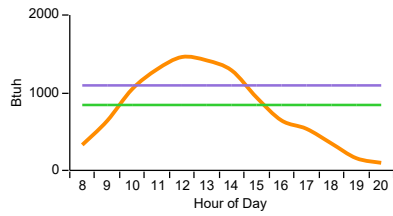
Kitchen (Summer)



Average Load: 611 Btu/hr  
Excursion Limit: 794 Btu/hr

Peak Load: 1,213 Btu/hr  
AED Load: 419 Btu/hr

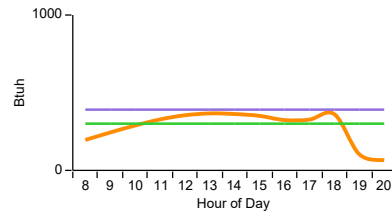
Jared's Office (October)



Average Load: 842 Btu/hr  
Excursion Limit: 1,094 Btu/hr

Peak Load: 1,460 Btu/hr  
AED Load: 365 Btu/hr

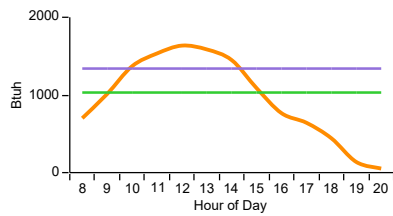
Bedroom 4 (Summer)



Average Load: 301 Btu/hr  
Excursion Limit: 391 Btu/hr

Peak Load: 367 Btu/hr  
AED Load: 0 Btu/hr

Bedroom 2 (October)



Average Load: 1,031 Btu/hr  
Excursion Limit: 1,340 Btu/hr

Peak Load: 1,636 Btu/hr  
AED Load: 296 Btu/hr

## Warnings

The sensible load for some rooms peak during late fall or early winter. This behavior is caused by glass that faces South East, South or South West. Room temperature may be difficult to control if zoning is not provided.

## Disclaimers

With the permission of the Air Conditioning Contractors of America ("ACCA"), material is reproduced from Manual J Residential Load Calculation (8th Edition) which is copyrighted by ACCA. The program and data are provided "as is" without warranty of any kind either expressed or implied. The entire risk as the quality and performance of the program and data is with you. In no event will ACCA be liable to you for any damages, including without limitation any lost profits, lost savings, or other incidental or consequential damages arising out of the use or inability to use this program or the data. © 2015 Air Conditioning Contractors of America. All Rights Reserved. [www.acca.org](http://www.acca.org)

ACCA, Manual J and Powered by ACCA Manual J are registered trademarks of the Air Conditioning Contractors of America. All rights reserved.

Cold weather humidification, or some lifestyles that produce excessive moisture, may cause condensation to occur if the absolute humidity of the indoor air is too high for the momentary circumstances. Condensation can occur on surfaces or concealed within the structure, and can lead to mold, mildew, frost damage, and moisture damage. The software does not perform calculations for the estimation or detection of possible condensation problems, and it is the designers (i.e. software users) responsibility to do so independently if required. For guidance and additional cautions refer to ACCA Manual J 8th Edition, including Section 1-11 and Section 27.

The calculated values shown in this report are based on the data input by the user of the software. Inaccurate or erroneous data input will result in inaccurate or erroneous results. You are strongly advised to review all input data carefully, and to have the calculated results reviewed by an experienced heating professional to ensure reasonableness and suitability for your application.

IN NO EVENT WILL AVENIR SOFTWARE INC. ("AVENIR") OR ITS AFFILIATES BE LIABLE UNDER ANY CONTRACT, NEGLIGENCE, STRICT LIABILITY OR OTHER LEGAL OR EQUITABLE THEORY FOR ANY CONSEQUENTIAL, INCIDENTAL, INDIRECT OR SPECIAL OR PUNITIVE DAMAGES WHATSOEVER (INCLUDING, BUT NOT LIMITED TO, DAMAGES FOR LOSS OF BUSINESS PROFITS, BUSINESS INTERRUPTION, LOSS OF BUSINESS INFORMATION OR DATA AND THE LIKE), EVEN IF SUCH PARTY HAS BEEN ADVISED OF THE POSSIBILITY OF SUCH DAMAGES. AVENIR'S CUMULATIVE LIABILITY FROM ANY CAUSE RELATED TO OR ARISING FROM THE USE THIS REPORT, AND REGARDLESS OF THE FORM OF THE ACTION, SHALL BE LIMITED TO NO GREATER THAN THE AMOUNT OF FEES PAID TO AVENIR UNDER THE SOFTWARE LICENSE AGREEMENT.