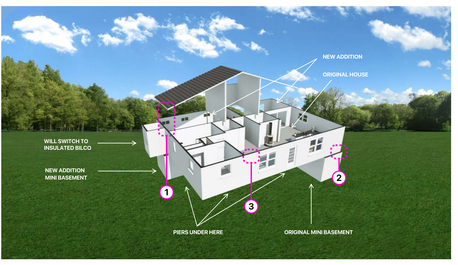

HIGH-ISH PERFORMANCE ENVELOPE / COST

Floor: R-44.03, Walls R-31.4, Roof R-60, Windows R-5 to R-8 (U-0.20 to U-0.13)

KEY POINTS

- Continuous rigid insulation on walls
- Continuous rigid insulation under floor joists for thermal bridging
- Windows likely need to be triple paned for that U rating

1 Attic <> Wall

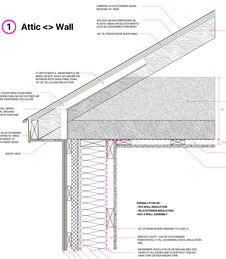
CRAWFIS ON ICE STAINING SEAM SEALING W/ MASS
SOLID OR MOVEABLE INSULATION BLANKETS BEHIND BILCO BASE WITH ALUMINUM FOIL BACKING
1/2" IN PASSED ROOF SHEATHING
TRUSS
2" EXISTING WITH 3" SMARTBATTS OR EQUIVALENT INSULATION BETWEEN BILCO BASE AND FRAMING OR SOLID BILCO INSULATION
FOIL FACED BITUMEN BAND BETWEEN FOAM BLOCK PLACED ON TOP OF FOUNDATION COLLUMS
CLOSED CELL SPRAY FOAM (R6) BETWEEN FOUNDATION WALL AND FRAMING
CRAWFIS ON ICE STAINING SEAM SEALING W/ MASS
SUMP PUMP
OVERALL R VALUE: **- NO WALL INSULATION - NO EXISTING INSULATION - NO 2 WALL ASSEMBLY**
LOWER BILCO BILCO COLLUDE, RE-TEMPER, 1/8" TOTAL BEA
SERVICE CAVITY TUCK NAINING STRIPE, USE AS WELL TO STAPP THE CEILING JOISTS, LEFT, WITH LAYER, ALLOWING ELECTRICAL WIRING TO BE RUN BEHIND THE BILCO COLLUDE
1/2" GYPSUM BOARD PAINSED TO LEVEL 4
OVERALL R VALUE: **- NO WALL INSULATION - NO EXISTING INSULATION - NO 2 WALL ASSEMBLY**
1/2" GYPSUM BOARD PAINSED TO LEVEL 4
SERVICE CAVITY, 2X4 OR 2X6 FRAMING HORIZONTALLY, FILL WI ARMWALL WOOL INSULATION
ARMWIRE INTELLI-FLUFF BIO BAG MILWRO (OR THARD UP ALL OVERS AND SLICE WITH TOOLS ON THE OUTSIDE OF THE HOUSE)
ROCKWOOL BAT RESTOR CW TOTAL R25
1/2" IN PASSED SHEATHING
WRAP(ARMWIRE AND SECONDARY ARMWIRE, SOLDER WRITTEN ON THE BAG BELOW) THE ALL WALL BEHIND THE BILCO COLLUDE, THE ALL WALL BEHIND THE BILCO COLLUDE, AND THE ALL WALL BEHIND THE BILCO COLLUDE, IN TERMATTIP, BEAD WRITTEN ON THE OUTSIDE OF BILCO COLLUDE PAINTED COLLUDE BEARS
1/2 OT SUTTER BITE 3/4" OC RUNNING HORIZONTAL FOR MASS BEARS
BOARD & BATTEN VINAL SIDEIL INSTALL ON 1X3 SUTTERS
PLUMBING

2 Wall <> Floor

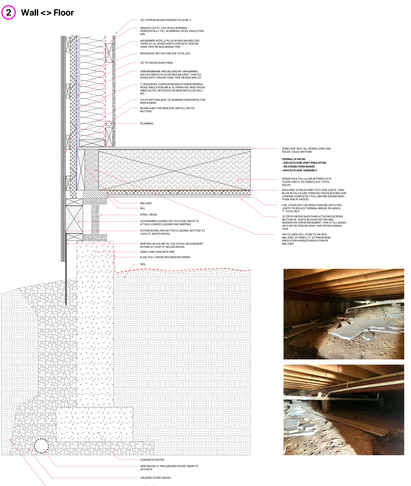

3 Wall (overhead view)



MIDDLE PERFORMANCE ENVELOPE / COST

Floor: R-30, Walls R-23, Roof R-60, Windows R-5 to R-8 (U-0.20 to U-.30)

KEY POINTS

- NO continuous rigid insulation on walls
- NO continuous rigid insulation under floor joists. Floors will be colder
- More foam ($) needed in rim joists to both air seal and insulate
- Windows ok to be double paned for U rating, ie Anderson 100 or equivalent

1 Attic <> Wall

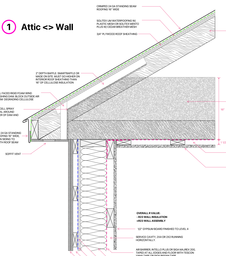

2 Wall <> Floor

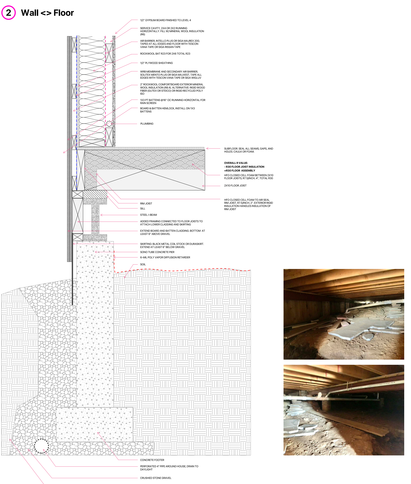

3 Wall (overhead view)